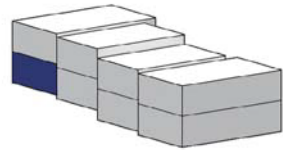


# VIVIENDA C

SUP. ÚTIL TOTAL **146.59 m<sup>2</sup>**

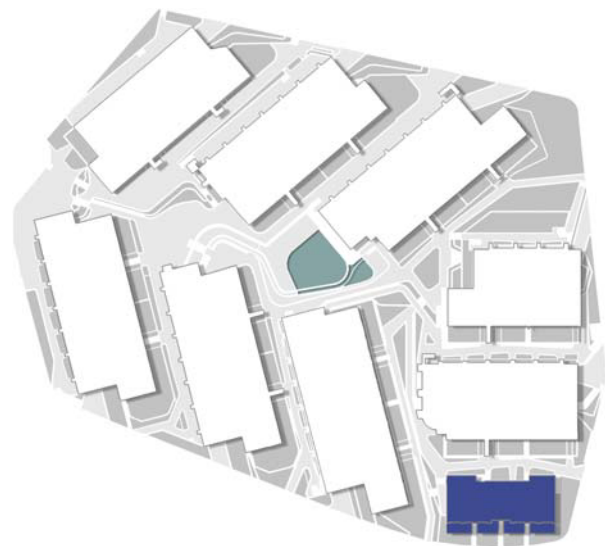
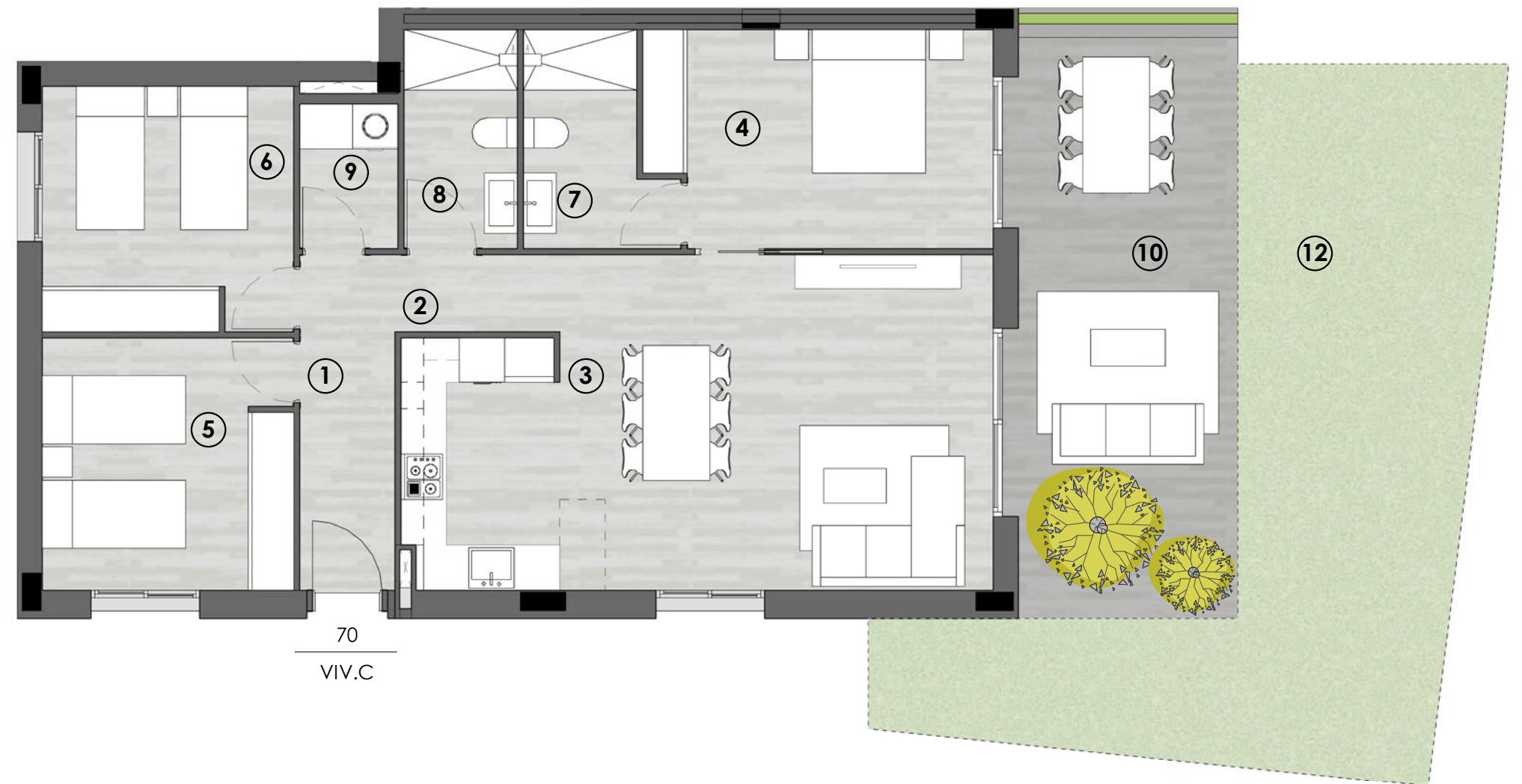
SUP. CONST. TOTAL **168.88 m<sup>2</sup>**



NIVEL INF 01

Nº	ESTANCIA	S.U. INT	S.C.INT
1	ACCESO	4.32 m <sup>2</sup>	5.10 m <sup>2</sup>
2	PASO	3.51 m <sup>2</sup>	3.78 m <sup>2</sup>
3	ESTAR-COMEDOR-COCINA	32.47 m <sup>2</sup>	37.63 m <sup>2</sup>
4	DORMITORIO 01	12.89 m <sup>2</sup>	14.90 m <sup>2</sup>
5	DORMITORIO 02	11.14 m <sup>2</sup>	13.97 m <sup>2</sup>
6	DORMITORIO 03	10.81 m <sup>2</sup>	13.45 m <sup>2</sup>
7	BAÑO 01	4.90 m <sup>2</sup>	5.47 m <sup>2</sup>
8	BAÑO 02	4.35 m <sup>2</sup>	5.12 m <sup>2</sup>
9	LAVANDERIA	2.49 m <sup>2</sup>	3.40 m <sup>2</sup>
		86.88 m <sup>2</sup>	102.82 m <sup>2</sup>

Nº	ESTANCIA	S.U. EXT	S.C.EXT
10	TERRAZA CUBIERTA	18.46 m <sup>2</sup>	18.87 m <sup>2</sup>
12	JARDÍN	41.24 m <sup>2</sup>	47.20 m <sup>2</sup>
		59.71 m <sup>2</sup>	66.07 m <sup>2</sup>



MAR